






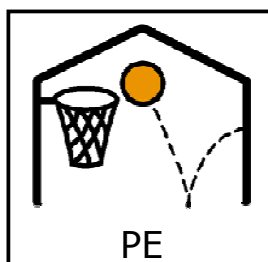
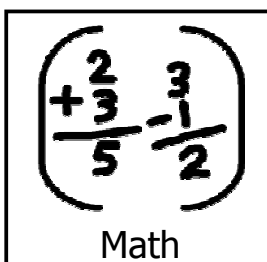











Daily Schedule

To Do

All Done





When creating a Picture Schedule for the students in my classroom, I always try to name the pictures using the same language we use in the classroom and vice versa. I also do not like to post the entire schedule for the day on the student's schedule just in case there is a change in the schedule, but also by having a smaller picture schedule, you must be ready to add the pictures when the tasks are completed.

Autism Awareness **Visual Schedule**

Thank You!



Follow Us!




Miss B's Special Education Classroom



Miss Borbon



MissBSpedClass



Miss B's Special Education Classroom